



The Classic Chair Company
London

BLUE MOON CABINET



The newest Blue moon cabinet is available in 2 sizes, 4 doors size 1.5 meters and 6 doors size 2.2 meters ready for you to experience. And see every beauty at The Classic chair.

Model : MNC-CB025-M




Dimensions (cm) : w152 d40 h80

Materials : Beech wood, Or similar with HMR & Brass

Finished : PU hi-gloss



The Classic Chair Company
London



PRODUCT DESCRIPTION

The newest Blue moon cabinet is available in 2 sizes, 4 doors size 1.5 meters and 6 doors size 2.2 meters ready for you to experience. And see every beauty at The Classic chair.